

Moment Precast Shoe

Installation of Precast Columns Without Bracing!

Introduction and Key Benefit

The solution to connecting precast column to foundation/column.

With Moment Precast Shoe, there is:

1. No need for bracing
2. Immediate load-bearing
3. No waiting time for grout to cure




Dimension and Availability

Moment Precast Shoe	Anchor Bolt	Tension Capacity (kN)
MPS-16	Size 16	61.7
MPS-20	Size 20	96.3
MPS-24	Size 24	138.7
MPS-30	Size 30	220.4
MPS-39	Size 39	383.4

Application

Precast column construction



Installation



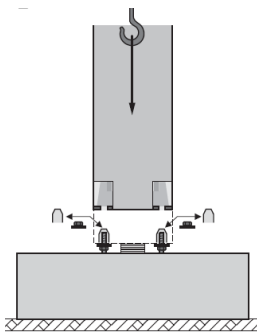
1



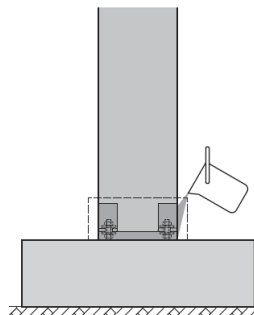
2



3



4



5



6

- 1 The anchor bolts are cast into the foundation or, in the event of a column to column connection, into the top of the precast column. This is done using a fixing template to ensure that it is in the correct position.
- 2 Wait for the concrete to cure before removing the fixing template.
- 3 The bottom nut and washer is then installed and adjusted to the correct level.
- 4 The shoe part is cast into the bottom of the precast column.
- 5 The concrete columns, fitted with the shoes inside, are supplied to the site.
- 6 The columns are then lowered onto the anchor bolts and the top nut and washer are installed and tightened with a wrench.
- 7 The columns are immediately load-bearing, so once the crane is removed there is no need for bracing.
- 8 The gaps at the bottom of the column must be backfilled with a low shrink or shrinkage equalised cementitious mortar to ensure adequate durability and assist to carry the in-service loads.

For more information on these products, please contact:

Malaysia

Leviat

28 Jalan Anggerik Mokara 31/59, Kota Kemuning, Seksyen 31, 40460
Shah Alam, Selangor, Malaysia
Tel: +603 5122 4182
Email: info.my@leviat.com

Singapore

Leviat

14 Benoi Crescent, Singapore 629977
Tel: +65 6266 6802
Email: info.sg@leviat.com

India

Leviat

309, 3rd Floor, Orion Business Park, Ghodbunder Road, Kapurbawdi
Thane West, Thane, Maharashtra 400607, India
Tel: +91 22258 92032
Email: info.in@leviat.com

Philippines

Leviat

U-2933 Regus, Joy Nostalg Centre, #17 ADB Avenue, Ortigas Center
Pasig City 1605, Philippines
Tel: +632 7957 6381
Email: info.ph@leviat.com

Leviat.com

Moment-solutions.com

Notes regarding this flyer

The construction applications and details provided in this publication are indicative only. In every case, project working details should be entrusted to appropriately qualified and experienced persons. Whilst every care has been exercised in the preparation of this publication to ensure that any advice, recommendations or information is accurate, no liability or responsibility of any kind is accepted by Leviat for inaccuracies or printing errors. Technical and design changes are reserved. With a policy of continuous product development, Leviat reserves the right to modify product design and specification at any time.